

# School Funding Impact



## Lee County Wind Turbine Property Taxes

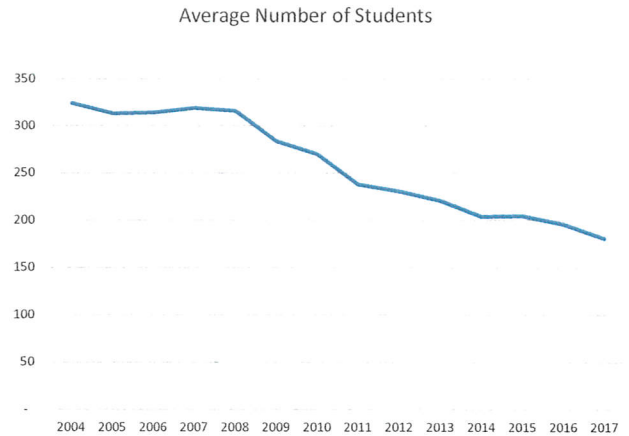
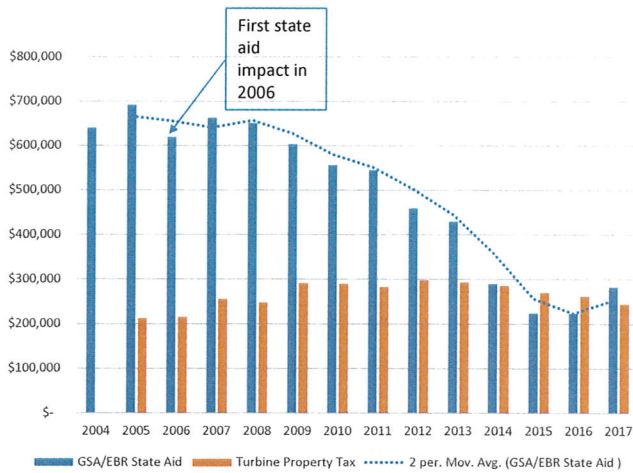
Taxing Body	2004	2005	2006	2007	2008	2009	2010	2011
Schools	\$243,044	\$244,494	\$287,656	\$279,694	\$331,953	\$329,534	\$321,429	\$336,426
County	\$ 32,020	\$ 32,616	\$ 34,965	\$ 34,844	\$ 43,743	\$ 40,789	\$ 40,410	\$ 40,152
Road/Bridge	\$ 18,756	\$ 18,827	\$ 20,284	\$ 20,276	\$ 24,900	\$ 24,002	\$ 22,997	\$ 24,487
Fire	\$ 13,023	\$ 13,106	\$ 14,169	\$ 13,648	\$ 16,596	\$ 16,094	\$ 15,235	\$ 15,755
Townships	\$ 11,757	\$ 11,715	\$ 12,413	\$ 12,148	\$ 14,765	\$ 14,293	\$ 13,624	\$ 14,585
Misc. Bodies	\$ 1,216	\$ 1,229	\$ 1,300	\$ 1,253	\$ 1,524	\$ 1,459	\$ 1,417	\$ 1,494
Grand Total	\$319,816	\$321,987	\$370,787	\$361,864	\$433,482	\$426,172	\$415,112	\$432,898

Taxing Body	2012	2013	2014	2015	2016	2017	2018	Grand Total
Schools	\$333,048	\$327,914	\$309,480	\$298,544	\$276,204	\$261,886	\$ 67,272	\$4,248,578
County	\$ 40,423	\$ 40,242	\$ 38,819	\$ 36,748	\$ 34,450	\$ 32,774	\$ 8,196	\$ 531,192
Road/Bridge	\$ 24,051	\$ 23,284	\$ 22,221	\$ 21,302	\$ 19,912	\$ 18,893	\$ 4,826	\$ 309,019
Fire	\$ 15,745	\$ 15,331	\$ 14,574	\$ 14,049	\$ 13,061	\$ 12,328	\$ 3,072	\$ 205,786
Townships	\$ 14,475	\$ 14,147	\$ 13,420	\$ 12,547	\$ 11,704	\$ 11,058	\$ 3,081	\$ 185,731
Misc. Bodies	\$ 1,469	\$ 1,420	\$ 1,342	\$ 1,131	\$ 737	\$ 438	\$ 123	\$ 17,550
Grand Total	\$429,209	\$422,338	\$399,855	\$384,321	\$356,068	\$337,376	\$ 86,571	\$5,497,857

Initial 63 turbine project

Thronburg #1

# Paw Paw CUSD #271



Year represents the beginning of the school year.

## Illinois State Board of Education Report Card

- Google Illinois State Report Card with school district name for latest report card.
- Older report cards are at: [webprod.isbe.net/ereportcard/publicsite/getsearchcriteria.aspx](http://webprod.isbe.net/ereportcard/publicsite/getsearchcriteria.aspx)

PAW PAW CUSD 271

District Superintendent: Mr. Steven Epperson

Address: PO BOX 508, PAW PAW IL 61353, (815) 627-2841

ISBE Classic PDF Report Card

Visit District Website

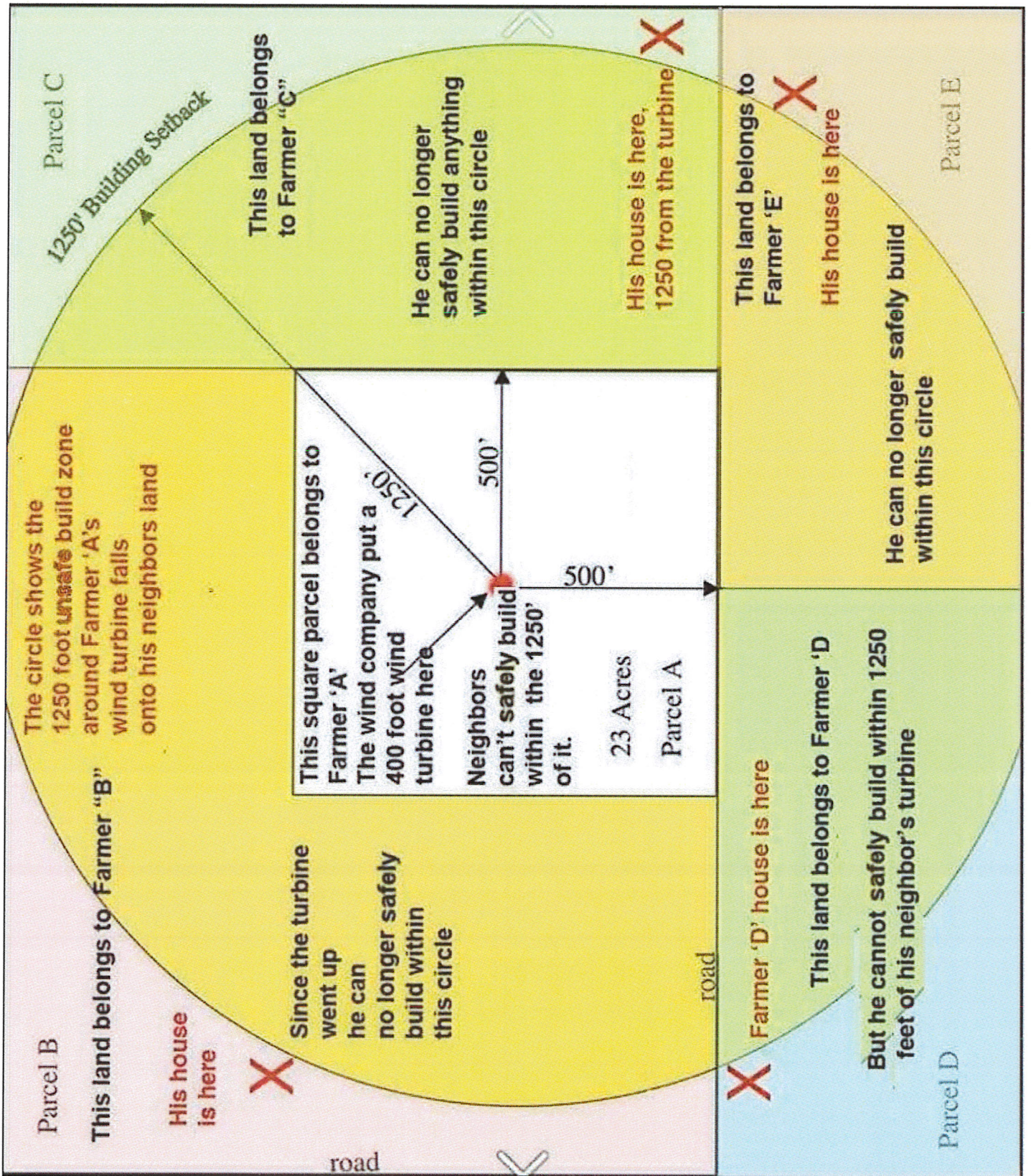
District Snapshot

2 Schools

77% Graduation Rate

Classic report is data rich





Throneburg #2